

J810

JOHNICA

A/C Compressor



JOHNICA AUTO CO.,LTD

2F, NO. 38, LANE 80, SEC. 3, NAN KANG ROAD
TAIPEI 11570 TAIWAN

TEL:886-2-2785-0600

FAX:886-2-2785-0651

E-MAIL:johnica@johnica.com

tsai@johnica.com

INDEX

AUDI	01
BMW	03
CHRYSLER,PLYMOUTH	05-06
DAEWOO	07
FORD	07
GMC	08
GM	09-14
HINO	14
HONDA	15-16
IVECO	17
JEEP	18
KOREA CAR	19-21
LEXUS	22-23
MERCEDES	25-30
MITSUBISHI	31-34
NISSAN	35
OPEL	37
PORSCHE	38
SAAB	39
SUZUKI	40
TOYOTA	41-46
TRUCK	47
VOLV O	47-48
VOLKSWAGEN	49-50
VW	51
SANDEN	53-58
FS10 FORD, LINCOLN, MERCURY	59-67
ZEXEL TAMA.....	69
PUMP KIT	71-81
Other	83-86

*OEM name's and their part numbers mean for replacement reference only

AUDI (Replacement)



AC-2014

10PA17C, R12

Clutch Sets: CS-2125

Application:

1988-90 AUDI 100 1.8, 2.0; 80 2.0

1990-92 AUDI 100 2.0E; Coupe 2.2 S2

AUDI (Replacement)



AC-6007R

DCW-17D

Application:

AUDI A4



AC-2034R

7SB16C, R134a

Clutch Sets: CS-2704

Application:

2000- AUDI A6 2.6, 2.8L




AC-2041R

10P17C, R12

Application:

1989-91 AUDI 100,200,100 Quattro, 200 Quattro

BMW (Replacement)



AC-2006 10PA17C, R12

Clutch Sets: CS-2109

Application:

1991-94 BMW E36 316i; 318i; 323i

BMW (Replacement)




AC-2027-S 10PA17C, R134a

Clutch Sets: CS-2129

Application:

BMW E38; E728i



AC-2008R 7SB16C, R134a

Clutch Sets: CS-2702

Application:

1994- BMW E38 735i, 735iL

1995- BMW E38 728i; E39 523i, 528i



AC-2038 10PA17C, R12

Clutch Sets: CS-2132

Application:

1991 BMW 318i

1991-94- BMW 318iS



AC-2009 10PA17C, R134a

Clutch Sets: CS-2105

Application:

1986-94 BMW E30 320i, 325iX

1991-94 BMW E30 323i



AC-2050-S 10PA17C

Clutch Sets: CS-2136

Application:

BMW 750

*OEM name's and their part numbers mean for replacement reference only

BMW (Replacement)

BMW (Replacement)



AC-20209

10S17C

Clutch Sets: CS-2136

Application:

BMW X5



AC-20276

7SB16C

Application:

BMW



AC-7010

Application:

BMW E46



CHRYSLER (Replacement)

CHRYSLER (Replacement)



AC-2003

10PA17C

Clutch Sets: CS-2107

Application:

1993- CHRYSLER Concorde 3.3i, 3.5i



AC-2035


10PA17K, R12

Clutch Sets: CS-2118

Application:

1993-95 DODGE Caravan 3.0L

1993-95 PLYMOUTH Voyager 3.0L




AC-2012R

10PA17C, R134a

Clutch Sets: CS-2111

Application:

DODGE Caravan 2.4L



AC-2036

10PA17J, R134a

Clutch Sets: CS-2119

Application:

1996-2000 DODGE Caravan 3.0L, 3.3L, 3.8L




AC-2028

10PA17C, R134a

Clutch Sets: CS-2107

Application:

CHRYSLER Neon 2.0SE, 2.0LE, 2.0LX



AC-2040

10PA17K, R134a


Clutch Sets: CS-2121

Application:

1993-95 PLYMOUTH Voyager

*OEM name's and their part numbers mean for replacement reference only

CHRYSLER (Replacement), PLYMOUTH (Replacement)



AC-2047 10PA17K, R134a

Clutch Sets: CS-2123

Application:


1993-95 PLYMOUTH Voyager



AC-2079R 10S17C, R134a

Application:

DODGE Neon



AC-2062R 10S20H, R134a

Application:

2001-2002 DODGE Caravan



AC-2078R 10S20C, R134a

Application:

CHRYSLER Town & Country Van

DODGE Caravan 2.4L

DAEWOO (Replacement)

FORD (Replacement)



AC-5003

R134a

Application:

1997- DAEWOO Lanos 1.6



AC-20206R

10P13A, R12

Application:

FORD



AC-2065R

10PA15C

Application:

1989-1992 FORD Probe 2.2LX Turbo



AC-4020

SD7H15

Application:

FORD

GMC (Replacement)



AC-2061


10S20F,R134a

Application:

2001-2002 GMC

GM (Replacement)

GM (Replacement)



AC-2058 10S17F, R134a

Application:
2001-2002 **CHEVROLET** Avalanche;
C,K Series Pickup



AC-20231-S 10PA20C

Application:
CHEVROLET Corvette




AC-2075R 10S17F, R134a

Application:
2003-2004 **CHEVROLET** Avalanche 4.4, 6.6



AC-5001 R134a

Application:
1992-94 **CHEVROLET** Cavalier 3.1



AC-2076R 10S17F, R134a

Application:
CHEVROLET Avalanche 4.8, 5.3, 6.0



AC-5002 V5

Application:

GM (Replacement)

GM (Replacement)



AC-5009

V5

Pulley: CP-54200, 4GV, 120mm OD



AC-5012

HT6, R134a

Pulley: 6GV, 5.00 i" OD

Application:

1999 **CADILLAC** Escalade

1996-2000 **GM** Suburban, Blazer, Tahoe



AC-5010

V5

Application:

-1994 **CHEVROLET** 2.2i

PONTIAC Grand AM



AC-5013

HR6, R12

Pulley: 6GV, 4.25 i" OD

Application:

1987-88 **CADILLAC** Allante 4.5L

1986-88 **CADILLAC** Deville, Eldorado, Fleetwood, Seville



AC-5011

V5

Application:

GM Holden



AC-5014

HR6, R12

Pulley: 6GV, 5.50 i" OD

Application:

1986-89 **BUICK** Century, Electra, LeSabre

1986-89 **OLDSMOBILE** 98/98 Regency, Ciera, Cutlass

GM (Replacement)

GM (Replacement)



AC-5015

HR6, R12

Pulley: 6GV, 4.25 i" OD

Application:

1992-93 **CADILLAC** Allante, Deville, Eldorado,
Fleetwood

1994 **GM TRUCK** P Series Van



AC-5018

HR6, R12

Pulley: 6GV, 4.25 i" OD

Application:

1991-94 **GM TRUCK** Astro Mini Van



AC-5016

HR6, R12

Pulley: 6GV, 5.50 i" OD

Application:

1991-93 **BUICK** Century, Regal, Rivier,
Park Avenue

1992-94 **OLDSMOBILE** Ciera, Cutlass, Delta 88



AC-5019

HD6, R134a

Pulley: 6GV, 5.00 i" OD

Application:

1994-95 **CADILLAC** Deville



AC-5017

HR6, R12

Pulley: 6GV, 4.25 i" OD

Application:

1990 **GM TRUCK** Astro Mini Van

1992-94 **GM TRUCK** G Series Van



AC-5020

HD6, R134a

Pulley: 6GV, 4.25 i" OD

Application:

1995 **GM** Astro Mini Van

*OEM name's and their part numbers mean for replacement reference only

GM (Replacement)

GM (Replacement)



AC-5021

HD6, R134a

Pulley: 6GV, 4.25 i" OD

Application:

1995-96 **GM TRUCK** G Series Van



AC-5024

HD6, R134a

Pulley: 6GV, 5.50 i" OD

Application:

1995 **BUICK** Park Avenue, Delta 88

1995 **OLDSMOBILE** 98/98 Regency



AC-5022

HD6, R134a

Pulley: 6GV, 5.00 i" OD

Application:

1994-96 **BUICK** Estate Wagon, Roadmaster

1994-96 **CADILLAC** Fleetwood Brougham



AC-5025

HD6, R134a

Pulley: 6GV, 5.50 i" OD

Application:

1995 **BUICK** Lesabre, Park Avenue, Regal

1994-95 **CHEVROLET** Lumina APV



AC-5023

HD6, R134a

Pulley: 6GV, 5.00 i" OD

Application:

1994-99 **CADILLAC** Concours, Deville,
Eldorado, Seville

1993-2001 **CADILLAC** Eldorado



AC-5026

HD6, R134a

Pulley: 6GV, 5.00 i" OD

Application:

1995-99 **OLDSMOBILE** Aurora

GM (Replacement)

GM (Replacement)



AC-5027 HT6, R134a

Pulley: 6GV, 4.25 i" OD
Application:
1996-99 GM G Series Van
1998-99 GM Blazer, S Series Pickup,
T Series Pickup



AC-5035 V5, 12V, R134a

Pulley: 8GV
Application:



AC-5028 HT6, R134a

Pulley: 6GV, 4.62 i" OD
Application:
1996-99 GM Astro Mini Van



AC-5038 R134a

Pulley: 5GV
Application:
i \$S i \$



AC-5029 V5

OEM: 1135269



AC-5039 R134a

Pulley: 5GV
Application:
i \$X i \$

*OEM name's and their part numbers mean for replacement reference only

GM (Replacement)

HINO (Replacement)



AC-5040

Pulley:

Application:

ISUZU CVC ASTRA 1.7



AC-20237

10S13C, 24V

Pulley: 1GV

Clutch Sets:

Application:

HINO Truck



HONDA (Replacement)

HONDA (Replacement)



AC-2010

10PA17C

Clutch Sets: CS-2103

Application:

1993-97 HONDA Accord 2.2i (K7)



AC-2043

10PA20C

Application:

1991-95 ACURA Legend

1996-98 ACURA TL




AC-2018

10PA17C, R134a

Clutch Sets: CS-2104

Application:

1998-99 HONDA Accord (K9)



AC-2057R

10S20C, R134a

Application:

HONDA Odyssey 3.5




AC-2019

10PA17C, R12

Clutch Sets: CS-2101

Application:

1993-96 HONDA Accord 1.8i 16V (K5)



AC-2074R

10S17C, R134a

Application:

2001-2002 HONDA Accord 3.0

ACURA CL 3.2; TL 3.2

*OEM name's and their part numbers mean for replacement reference only

HONDA (Replacement)

HONDA (Replacement)




AC-2084R 10PA17C, R134a

Application:
1998-2000 HONDA Accord 3.0



AC-4017 HS110R

Application:
2003- HONDA CRV



AC-4001R TRF090, R12

Application:
HONDA Civic; CRV (K6)



AC-4032R HS090R

Application:
HONDA Accord



AC-4013R TRS090, R134a

Application:
1994-95 HONDA Civic 1.5CX, 1.5DX, 1.5LX, 1.5VX,
1.6 (K8)



AC-4026R TRS070,4GV,

Application:
HONDA Civic 16V

IVECO (Replacement)



AC-2045

10PA20C, R12

Clutch Sets: CS-2134

Application:

IVECO



JEEP (Replacement)

JEEP (Replacement)



AC-2072R 10PA17E, R134a

Application:
1999 JEEP



AC-4028 SD7H15

Application:
1999 JEEP Cherokee



AC-2085R 10PA17E, R134a

Application:
1999 JEEP Cherokee 4.7L




AC-4027 SD7H15

Pulley: 6GV
Application:
1993 JEEP Cherokee

KOREA CAR (Replacement)

KOREA CAR (Replacement)



AC-0004

FS10

Pulley: 4GV, 139mm OD

Application:

1998- **HYUNDAI** Sonata 3.0



AC-0053

HS15

Application:



AC-0038

FS10

Pulley: 4GV, 5.329 ; " OD **Bracket:** 83mm

Application:

1997-98 **HYUNDAI** Accent, Tiburon

1992-98 **HYUNDAI** Elantra, Sonata



AC-0055


HS18

Pulley: 5GV, 120mm OD

OEM: 97701-3A570

Application:

TRAJET



AC-0052

HS15

Pulley: 6GV, 119mm OD

Application:

Libita



AC-0056

SP10

OEM: 717855

Application:

Matiz

*OEM name's and their part numbers mean for replacement reference only

KOREA CAR (Replacement)

KOREA CAR (Replacement)



AC-0057

HS17

Application:



AC-5030

HS11

Application:



AC-20204-S 10PA17C, R134a

Application:


KIA 1.8



AC-5032

SP10

Application:



AC-20205-S 10PA17C, R134a

Application:

KIA 2.5



AC-5033

SP10

Application:

KOREA CAR (Replacement)

KOREA CAR (Replacement)



AC-5034

SP10

OEM: 717855

Application:

MATIZ




AC-6014

DKV-14C

Pulley: 1GV, 129mm OD

Application:

KIA Sportage



AC-6012

DKV-14C

Application:



AC-6018

DKV-14D

Application:

LANDCRUISER



AC-6013


DKV-14C

Pulley: 6GV, 142mm OD

Application:

MUSSO





LEXUS (Replacement)

LEXUS (Replacement)

W/Side Sensor



AC-20234 10PA20C

Clutch Sets:

Application:

LEXUS

W/Back Sensor



AC-2039 10PA20C, R134a

Clutch Sets: 6GV, CS-2120

Application:

1995-99 LEXUS LS400

W/Back Sensor



AC-20235 10PA20C R134C

Clutch Sets: Short Connect

Application:

LEXUS

W/Back Sensor




AC-2042 10PA20C, R12

Clutch Sets: CS-2133

Application:

1990-92 LEXUS LS400

W/Bottom Sensor




AC-2037 10PA20H, R12

Clutch Sets: CS-2131

Application:

1993-94 LEXUS GS300

W/Bottom Sensor



AC-2049 10PA20H, R12

Clutch Sets: CS-2135

Application:

LEXUS GS300

*OEM name's and their part numbers mean for replacement reference only

LEXUS (Replacement)



AC-2053R

7SBU16H


Clutch Sets: CS-2120

Application:

LEXUS GS300



W/Bottom Sensor



AC-2054

10PA17H, R12

Clutch Sets: CS-2139

Application:

1992-93 LEXUS SC300



AC-2086R

7SB16C, R134a

Application:

1998-2000 LEXUS GS400



MERCEDES (Replacement)

MERCEDES (Replacement)

W/Back Sensor



AC-2011 10PA17C, R12, 3P

Clutch Sets: CS-2102

Pulley: 6GV, 120mm OD

Application:

1987-92 MERCEDES W124 230CE; 300E; 300CE

W/Back Sensor



AC-2016 10PA15C, R34a


Clutch Sets:

Pulley: 6GV, 120mm OD

Application:

1992-93 MERCEDES 300D; 190E
1.8, 2.0, 2.3, 2.5, 2.6

W/Bottom Sensor



AC-2013 10PA20C, R134a, 3P

Clutch Sets: CS-2112

Pulley: 6GV, 120mm OD

Application:

MERCEDES 320SE; 320SEL; S500CL; S600CL

W/Back Sensor



AC-20211 10PA17C, R12, 3P

Clutch Sets:

Pulley:

Application:

MERCEDES E220

AC-2015R 7SB16C

Clutch Sets: CS-2701

Pulley:

Application:

1997- MERCEDES R170 SLK200; SLK230

AC-20212 10PA20C, R134a, 1P

REMARK: One Pin

Application:

MERCEDES E220

*OEM name's and their part numbers mean for replacement reference only

MERCEDES (Replacement)

MERCEDES (Replacement)

W/Back Sensor



AC-20213 10PA17C, R134a, 3P

Pulley: 6GV, 120mm OD

Application:

Johnica



AC-20216 10PA20C, R134a, 1P

Pulley: 6GV, 120mm OD

Application:



AC-20214 10P17C, R134a

Pulley: 1GV, 132mm OD

Application:

W/Bottom Sensor



AC-20217 10PA20C, R134a, 3P

Pulley: 6GV, 120mm OD

Application:

W/Back Sensor



AC-20215 10PA17C, R134a, 3P

Pulley: 8GV, 120mm OD

Application:

AC-20218 10PA20C, R134a, 1P

Pulley: 6GV, 120mm OD

Application:

MERCEDES (Replacement)

MERCEDES (Replacement)



AC-20219 10PA20C, R134a, 1P

Pulley: 8GV, 120mm OD

Application:



AC-20221 10PA17C, R134a, 3P

Pulley: 6GV, 110mm OD

Application:



AC-2022 10PA17C, R12, 1P

Pulley: 1GV, 132mm OD

Application:

1986-91 MERCEDES 420SEL; 560SEC; 560SEL




AC-20222 10PA17C, R134a, 3P

Pulley: 6GV, 120mm OD

Application:

W/Bottom Sensor



AC-20220 10PA20C, R134a, 3P

Pulley: 8GV, 120mm OD

Application:




AC-20223 10PA17C, R134a, 1P

Pulley: 6GV, 120mm OD

Application:

MERCEDES (Replacement)

MERCEDES (Replacement)



AC-20225 7SEU16C

Clutch Sets: CS-2721
Pulley: 6GV, 115mm OD
Application:
MERCEDES
6GV




AC-20228 7SEU16C

Pulley: 8GV
Application:
MERCEDES



AC-20226 7SEU16C

Pulley: 6GV, 105mm OD
Application:
MERCEDES



W/Bottom Sensor

AC-2024 10PA20C, R134a, 3P

Clutch Sets: CS-2115
Pulley: 8GV, 120mm OD
Application:
MERCEDES 320SE; 320SEL



AC-20227 7SEU16C

7GV, 124mm OD
Application:
2003~ MERCEDES



AC-2073R 6CA17C

Application:
-97 MERCEDES W202; W210

MERCEDES (Replacement)

MERCEDES (Replacement)



AC-20238

7SEU17C

Pulley: 6GV, 110mm OD

Application:

BENZ



AC-20248

7SEU16C

Pulley: 6GV, 115mm OD

Application:

BENZ



AC-20239

7SEU17C

Pulley: 6GV, 115mm OD

Application:

BENZ



AC-20249

7SEU16C

Pulley: 6GV, 115mm OD

Application:

BENZ



AC-20247

7SEU16C

Pulley: 4GV

Application:

BENZ



AC-20261

7SEU17C

Pulley: 4GV

Application:

BENZ

*OEM name's and their part numbers mean for replacement reference only

MERCEDES (Replacement)

MERCEDES (Replacement)



AC-20265

7SEU16C

Pulley: 6GV, 108mm OD

Application:

BENZ



AC-20268

7SEU

Pulley: 8GV

Application:



AC-20266

7SEU16C

Pulley: 6GV, 115mm OD

Application:

BENZ



AC-20272

7SEU17C

Pulley: 7GV

Application:

S600 , W220



AC-20267

7SEU17C

Pulley: 4GV, 100mm OD

Application:

BENZ



MITSUBISHI (Replacement)

MITSUBISHI (Replacement)



AC-2004R 10PA15C, R134a

Clutch Sets: CS-2108

Application:

ZACE 1.5BL, 1.5DLX, 1.5STD, 1.8BL, 1.8DLX



AC-2052 10PA17C, R12

Clutch Sets: CS-2138

Application:

MITSUBISHI Eclipse 2.0L



AC-2048 10PA15C

Clutch Sets: CS-2124

Application:

1994-99 MITSUBISHI Montero



AC-2063R 10S17C, R134a

Application:

2001-2002 MITSUBISHI Montero



AC-2051 10PA17C, R12

Clutch Sets: CS-2137

Application:

MITSUBISHI Eclipse 1.8L



AC-2082R 10S17C, R134a

Application:

MITSUBISHI Savrin

MITSUBISHI (Replacement)

MITSUBISHI (Replacement)



AC-20208

Application:

MITSUBISHI Montero



AC-6005R

MSC-090, R134a

Application:

1997-98 MITSUBISHI Galant 2.4DE, 2.4ES,
2.4LS



AC-6003R

MSC-090, R134a

Application:

1993-95 MITSUBISHI Lancer 1.6
1996 MITSUBISHI LANCER 1.6



AC-6006R

MSC-090, R134a

Application:

1996 MITSUBISHI Virage 1.5
1997-98 MITSUBISHI Virage 1.5DE



AC-6004R

MSC-090, R134a

Application:

1993- MITSUBISHI Virage 1.8



AC-6010


MSC-090

Application:

MITSUBISHI

MITSUBISHI (Replacement)

MITSUBISHI (Replacement)



AC-6011

MSC-090

Application:

MITSUBISHI Libero



AC-6019

MSC90C

OEM: AKC200A203F

Application:

MITSUBISHI



AC-6015

MSC-090

Pulley: 6GV

OEM: AKC011H207T

Application:

MITSUBISHI Galant




AC-6020

MSC90C

OEM: AKC200A204G

Application:

MITSUBISHI



AC-6016

MSC-090

Pulley: 5GV

OEM: AKC011H207V

Application:

MITSUBISHI Lancer EI



AC-6021

MSC90C

OEM: AKC200A204P

Application:

MITSUBISHI

*OEM name's and their part numbers mean for replacement reference only

MITSUBISHI (Replacement)

MITSUBISHI (Replacement)



AC-6022

MSC105C

OEM: AKC200A551D

Application:

MITSUBISHI



AC-6023

OEM: AKC200A560C

Application:

MITSUBISHI



AC-6024

MSC130

OEM:

Application:

MITSUBISHI



NISSAN (Replacement)

NISSAN (Replacement)



AC-0005

FS-10

Pulley: 4GV, 139mm OD

Application:

NISSAN Quest 3.0




AC-7003R

Calsonic

Pulley: 6GV, 135mm OD

Application:

1998- NISSAN Teana



AC-7001R

Calsonic

Pulley: 6GV, 135mm OD

Application:

1998- NISSAN Maxima



AC-7009

Pulley:

Application:

NISSAN Teana 2.0 2000CC



AC-7002R

Calsonic

Pulley: 6GV, 135mm OD


Application:

-1998 NISSAN Maxima



NISSAN (Replacement)

NISSAN (Replacement)



OPEL (Replacement)



AC-2044 7SB16C, R134a

Clutch Sets: CS-2703

Application:

1995 OPEL Vectra 2.5L

OPEL (Replacement)



AC-5006R V5

Application:

1994-2000 OPEL Omega 2.0



AC-5004R V5

Application:

1991- OPEL Vectra



AC-5007R V5

Application:

1993-97 OPEL Astra 1.6



AC-5005R V5

Application:

1994-98 OPEL Corsa 1.4i



AC-5008R V5

Application:

1996- OPEL Vectra 2.0

PORSCHE (Replacement)



AC-20229 10PA20C R134a

Application:

PORSCHE 911 Aeries



AC-20230 10PA20C 12R

Application:

PORSCHE 911 Aeries



SAAB (Replacement)



AC-2033R

7SB16C

Application:

1998- SAAB 95



AC-4024

SD7H15, R134a

Application:

SAAB 9000



SUZUKI (Replacement)

SUZUKI (Replacement)



AC-20207R 10S11E, R134a

Application:
2001-2002 SUZUKI




AC-2066R 10P08E, R12

Application:
SUZUKI Samurai 1.3, 1.3i



AC-20232 10S13C,12V

Pulley: 4GV Bracket:
Application:
SUZUKI XL7



AC-2067R 10S11C

Application:
SUZUKI Vitara 2.0



AC-2064R P08E, R12

Application:
1989- SUZUKI Samurai 1.3, 1.3i



AC-2068R 10P13C, R12

Application:
SUZUKI Vitara 2.5

TOYOTA (Replacement)

TOYOTA (Replacement)



AC-2001R 10PA15C, R12

Clutch Sets: CS-2125

Application:

TOYOTA Corona 1.6GL, 1.6GLI, 1.6XL, 1.6XLI




AC-2007R 10PA17C, R12

Clutch Sets: CS-2110

Application:

1991-96 TOYOTA Camry 2.0LE, 2.0SE, 2.0XE



AC-2002R 10PA15C, R12

Clutch Sets: CS-2106

Application:

1992-96 TOYOTA Carina 1.6i 16V, 2.0D,
2.0i 16V




AC-2020 10PA17C, R134a

Clutch Sets: CS-2113

Application:

TOYOTA Avalon




AC-2005R 10PA15L, R134a

Clutch Sets: CS-2126

Application:

TOYOTA Corona 2.0GL, 2.0GLI, 2.0XL, 2.0XLI,
2.0XLI-G



AC-20200 10PA15L, R134a

Application:

TOYOTA

*OEM name's and their part numbers mean for replacement reference only

TOYOTA (Replacement)

TOYOTA (Replacement)



AC-20201 10PA17C, R134a

Application:
TOYOTA



AC-2021 10PA17C, R12

Clutch Sets: CS-2127
Application:
TOYOTA Camry 3.0SE, 3.0XE, 3.0XLE



AC-20202 10PA17C, R134a

Pulley: 4GV, 132mm OD
Application:
TOYOTA



AC-2023 10PA17C, R12

Clutch Sets: CS-2114
Application:
1991-93 TOYOTA Camry 2.2L



AC-20203R 10PA17C, R134a

Application:
TOYOTA Solemio 2.5



AC-2025 10PA15C, R134a

Clutch Sets: CS-2116
Application:
TOYOTA Corolla 1.8FE, 1.8LE, 1.8XE
Torting SLE

TOYOTA (Replacement)

TOYOTA (Replacement)




AC-2026

10PA17C, R12

Clutch Sets: CS-2128

Application:

TOYOTA Corona 2.0GL, 2.0GLI, 2.0XLI



AC-2032

10PA15L

Clutch Sets: CS-2117

Application:

TOYOTA Tacoma; RAV4; T100



AC-2030

10PA15L

Clutch Sets: CS-2130

Application:

TOYOTA Premio



AC-2046

10PA17C

Clutch Sets: CS-2122

Application:

TOYOTA Hiace



AC-2031

10PA17C, R134a

Clutch Sets: CS-2110

Application:

1993- TOYOTA Camry 2.2L



AC-2055

10PA15L, R134a


Application:

TOYOTA RAV4

*OEM name's and their part numbers mean for replacement reference only

TOYOTA (Replacement)

TOYOTA (Replacement)



AC-2056 10PA15L, R134a

Application:

TOYOTA Altis



AC-2069 10S15L, R134a

Application:

2004- TOYOTA Altis 1.8



AC-2059 10PA17E, R12

Application:

TOYOTA Previa



AC-2070R 10S15L

Application:

TOYOTA Celica Exc; Supra



AC-2060 10PA17E, R134a

Application:

1994- TOYOTA Previa



AC-2071R 10S17C, R134a

Application:

1999-2001 TOYOTA High Lander; Sienna
goa goa camry

TOYOTA (Replacement)

TOYOTA (Replacement)



AC-2080R 10S11C, R134a

Application:


TOYOTA Vios



AC-2087R 10PA17VC, R12

Application:

1990-93 TOYOTA Celica 2.00L, 2.2L



AC-2081R 10S11C, R134a

Application:

TOYOTA Vios



AC-2088R 10PA17VC, R12

Application:

1988-91 TOYOTA Camry 2.5L



AC-2083R 10S15C, R134a

Application:

2001- TOYOTA Dyna



AC-2089 10PA15L, R134a

Application:

TOYOTA

TOYOTA (Replacement)

TOYOTA (Replacement)



AC-2090 10PA15L, R134a

Application:
TOYOTA



AC-20241 10PA17

Application:
TOYOTA



AC-20233 10S13C, 12V

Pulley: 1GV
Application:
TOYOTA Dyna



AC-20242 10P15

Application:
TOYOTA Tercel



AC-20236 SCS06C

Pulley: 4GV OD: 4.5411
Application:
2000-2006 TOYOTA Echo



AC-20244 5SER09C

Application:
TOYOTA YARIS

Truck (Replacement)

VOLVO (Replacement)




AC-2017

10PA20C

Application:

SsungYong Mini Truck



AC-4010R

SD7H15, R134a

Application:

1992-93 VOLVO 760

w/Our AC-4409 Rear Head



AC-4011

SD7H15, R134a

Application:

1995 VOLVO 960 2.9L

w/Our AC-4408 Rear Head



AC-4012

SD7H15, R134a

Application:


1994 VOLVO 940

VOLVO (Replacement)



AC-6001 DKS-15CH, R12

Application:
1993-97 VOLVO 850 2.4
w/Our AC-6402 Rear Head



AC-6008R DKS-15CH

Application:
VOLVO 960



VOLKSWAGEN (Replacement)

VOLKSWAGEN (Replacement)




AC-2029R 7SB16C, R134a

Clutch Sets: CS-2705

Application:

1997- VOLKSWAGEN Passat 1.6i


1997- AUDI A6 1.8, 1.9



AC-4009 SD508,12V, R12

Application:

VOLKSWAGEN Jetta



AC-4007 SD508,12V

Pulley: 2GV

Application:

VOLKSWAGEN




AC-4018 SD7V16

Application:

VOLKSWAGEN Vento

VQD



AC-4008 SD508,12V

Application:

VOLKSWAGEN



AC-4021 SD7H15, R134a

Application:

-95 VOLKSWAGEN T4 2.0

VOLKSWAGEN (Replacement)

VOLKSWAGEN (Replacement)



AC-4022 SD7H15, R134a

Application:
1960-1996 VOLKSWAGEN



AC-4050 SD6V12,E134a

Pulley: 2GV
Application:
Lupo




AC-4023 SD7V16

Application:
VOLKSWAGEN T4



AC-4051 SD7H15,12V

Pulley: 2GV
Application:



AC-4025 SD7H15, R134a

Application:
VOLKSWAGEN Passat R12



AC-4057 SD7V16,R134a

Pulley: 6GV
Application:

VW (Replacement)

VW (Replacement)



AC-20246 6SEU12C,R134a

Application:

VW



AC-20250 6SEU12C







Application:

VW POLO




VW (Replacement)

VW (Replacement)


SANDEN (Replacement)

SANDEN (Replacement)




AC-4002 SD508, 12V, R12

Application:




AC-4005 SD505, 12V

Application:



AC-4003 SD508, 12V, R12


Application:



AC-4006 SD508, 12V, R12


Application:

CUMMINS 24V



AC-4004 SD508, 12V, R12

Application:




AC-4014 SD508, R12

Application:

SANDEN (Replacement)

SANDEN (Replacement)



AC-4015 SD5H14, 12V, R134a

Application:



AC-4030 SD7H15,12V

Application:

OEM: 8030

KG



AC-4016 SD7H15, R134a

Application:




AC-4031 SD7H15,24V

Application:

OEM: 7888

JE



AC-4029 SD508,12V,R134a

Pulley: 8GV

Bracket:

Application:



AC-4033 SD507,R134a

Pulley: 2GV

Application:

SANDEN (Replacement)

SANDEN (Replacement)



AC-4034

SD507,R134a

Pulley: 6GV

Application:



AC-4037

SD709,R134a

Pulley: 2GV

Application:



AC-4035

SD508,R134a

Pulley: 2GV

Application:



AC-4038

SD709,R134a

Pulley: 8GV

Application:



AC-4036

SD508,R134a

Pulley: 10GV

Application:



AC-4039

SD505,R134a

Pulley: 6GV

Application:

SANDEN (Replacement)

SANDEN (Replacement)



AC-4039

SD505,R134a

Pulley: 6GV

Application:



AC-4042

SD508,R134a

Pulley: 8GV

Application:



AC-4040

SD507

Pulley: 8GV

Application:



AC-4043

SD507,R134a

Pulley: 8GV

Application:




AC-4041

SD507,12V

Pulley: 8GV

Application:



AC-4044

SD507,R12

Pulley: 2GV

Application:

SANDEN (Replacement)

SANDEN (Replacement)



AC-4045

SD505,R134a

Pulley: 10GV
Application:



AC-4053

Pulley:
Application:
PXE16-8675F



AC-4046

SD510

Pulley: 2GV
Application:



AC-4054

Pulley:
Application:
PXE16-8600



AC-4052

Pulley:
Application:
PXE16-8676



AC-4055

Pulley:
Application:
PXE16-8638

SANDEN (Replacement)

SANDEN (Replacement)



AC-4056

Pulley:

Application:

TRISA12-4910

FORD, LINCOLN, MERCURY (Replacement)



AC-0001

FS10

Pulley: 6GV, 126mm OD **Bracket:** 93mm

Application:

1995-98 FORD Windstar

1990-95 FORD Bronco, F Series Pickup



AC-0006

FS10

Pulley: 6GV, 127mm OD

Application:

1989-93 Ford Taurus; MERCURY Sable



AC-0002

FS10

Pulley: 6GV, 126mm OD **Bracket:** 93mm

Application:

1999-2001 MERCURY Cougar, Mystique

1995-2000 FORD Contour; MERCURY Mystique




AC-0007

FS10

Pulley: 6GV, 112mm OD

Application:

Ford Scorpio



AC-0003

FS10

Pulley: 6GV, 127mm OD

Application:

1993-2001 FORD Crown Victoria;
MERCURY Grand Marquis

1996-2000 FORD Mustang



AC-0008

FS10

Pulley: 6GV, 5.00 i" OD **Bracket:** 93mm

Application:

1991-97 FORD Thunderbird

1989-98 MERCURY Cougar

*OEM name's and their part numbers mean for replacement reference only

FORD, LINCOLN, MERCURY (Replacement)



AC-0009

FS10

Pulley: 6GV, 5.00 i" OD **Bracket:** 93mm

Application:

1991-2001 **FORD** Explorer, Ranger

1998-2000 **MERCURY** Mountaineer



AC-0012

FS10

Pulley: 8GV, 5.00 i" OD **Bracket:** 93mm

Application:



AC-0010

FS10

Pulley: 6GV, 5.00 i" OD **Bracket:** 93mm

Application:

1988-94 **FORD** Taurus

1990-92 **LINCOLN** Continental



AC-0013

FS10

Pulley: 8GV, 5.00 i" OD **Bracket:** 93mm

Application:

1993-97 **FORD** E Series Van, F Series Pickup



AC-0011

FS10

Pulley: 8GV, 5.00 i" OD **Bracket:** 93mm

Application:

1991-97 **FORD** Thunderbird

1989-98 **MERCURY** Cougar



AC-0014


FS10

Pulley: 6GV, 5.75 i" OD **Bracket:** 93mm

Application:

1990-2000 **FORD** Ranger

FORD, LINCOLN, MERCURY (Replacement)



AC-0015

FS10

Pulley: 6GV, 5.75 i" OD **Bracket:** 93mm

Application:

1990-92 FORD Bronco
1990-95 FORD F Series Pickup




AC-0018

FS10

Pulley: 6GV, 5.00 i" OD **Bracket:** 93mm

Application:

1992-95 FORD Taurus; MERCURY Sable
1996-98 FORD Windstar



AC-0016

FS10

Pulley: 6GV, 5.75 i" OD **Bracket:** 93mm

Application:

1989 FORD Bronco, F Series Pickup



AC-0019

FS10

Pulley: 6GV, 5.00 i" OD **Bracket:** 93mm

Application:

1996-97 FORD F Series Pickup
1994-2000 FORD Mustang, Taurus



AC-0017

FS10

Pulley: 5GV, 5.00 i" OD **Bracket:** 93mm

Application:

1992-94 FORD Tempo
1992-94 MERCURY Topaz



AC-0020

FS10

Pulley: 4GV, 5.50 i" OD **Bracket:** 93mm

Application:

1993-99 MERCURY Villager

*OEM name's and their part numbers mean for replacement reference only

FORD, LINCOLN, MERCURY (Replacement)



AC-0021

FS10

Pulley: 8GV, 4.50 i" OD **Bracket:** 93mm

Application:

1998-2000 **FORD** E Series Van



AC-0024

FS10

Pulley: 6GV, 4.50 i" OD **Bracket:** 93mm

Application:

1999-2000 **FORD** Windstar



AC-0022

FS10

Pulley: 6GV, 4.50 i" OD **Bracket:** 93mm

Application:

1990-97 **FORD** Aerostar

1997-2000 **MERCURY** Mountaineer




AC-0025

FS10

Pulley: 6GV, 5.00 i" OD **Bracket:** 83mm

Application:



AC-0023

FS10

Pulley: 6GV, 4.50 i" OD **Bracket:** 93mm

Application:

1990-97 **FORD** Aerostar




AC-0026

FS10

Pulley: 6GV, 5.00 i" OD **Bracket:** 83mm

Application:

FORD, LINCOLN, MERCURY (Replacement)



AC-0027

FS10

Pulley: 6GV, 5.00 i" OD **Bracket:** 83mm

Application:

1996-2000 **FORD** Taurus; **MERCURY** Sable

1995-2001 **LINCOLN** Continental



AC-0030

FS10

Pulley: 6GV, 4.50 i" OD **Bracket:** 83mm

Application:

1999-2001 **FORD** Windstar



AC-0028

FS10

Pulley: 6GV, 5.00 i" OD **Bracket:** 83mm

Application:

1995-2000 **FORD** Contour; **MERCURY** Mystique

1999-2001 **MERCURY** Cougar, Mystique



AC-0031

FS10

Pulley: 6GV, 4.50 i" OD **Bracket:** 83mm

Application:



AC-0029

FS10

Pulley: 6GV, 4.50 i" OD **Bracket:** 83mm

Application:

1992-2001 **FORD** Escort; **MERCURY** Tracer



AC-0032

FS10

Pulley: 6GV, 5.00 i" OD **Bracket:** 83mm

Application:

*OEM name's and their part numbers mean for replacement reference only

FORD, LINCOLN, MERCURY (Replacement)



AC-0033

FS10

Pulley: 8GV, 5.00 i" OD **Bracket:** 83mm

Application:

1997-2001 **FORD** F Series Pickup

1999-2001 **FORD** F Series Pickup



AC-0036

FS10

Pulley: 7GV, 4.50 i" OD **Bracket:** 83mm

Application:

1992 **FORD** Crown Victoria;

MERCURY Grand Marquis

1992-93 **FORD** Crown Victoria;

MERCURY Grand Marquis



AC-0034

FS10

Pulley: 6GV, 5.00 i" OD **Bracket:** 83mm

Application:

1997-2001 **FORD** F Series Pickup



AC-0037

FS10

Pulley: 6GV, 4.50 i" OD **Bracket:** 83mm

Application:

1997-2000 **FORD** E Series Van

2000-2002 **FORD** E Series Van



AC-0035

FS10

Pulley: 8GV, 4.50 i" OD **Bracket:** 83mm

Application:

1997-2000 **FORD** E Series Van, Expedition

1998-2000 **LINCOLN** Navigator




AC-0039

FS10

Pulley: 6GV, 5.00 i" OD **Bracket:** 83mm

Application:

FORD, LINCOLN, MERCURY (Replacement)



AC-0040

FS10

Pulley: 6GV, 5.00 i" OD **Bracket:** 93mm

Application:

1995-98 **FORD** Windstar

1990-95 **FORD** Bronco, F Series Pickup



AC-0043

FS10

Pulley: 4GV, 5.00 i" OD **Bracket:** 93mm

Application:



AC-0041

FS10

Pulley: 6GV, 5.00 i" OD **Bracket:** 83mm

Application:

1999-2001 **MERCURY** Cougar, Mystique

1995-2000 **FORD** Contour; **MERCURY** Mystique



AC-0044

FS10

Pulley: 6GV, 5.00 i" OD **Bracket:** 83mm

Application:



AC-0042

FS10

Pulley: 6GV, 4.50 i" OD **Bracket:** 83mm

Application:

1993-2001 **FORD** Crown Victoria;
Mercury Grand Marquis

1996-2000 **FORD** Mustang



AC-0045

FS10

Pulley: 6GV, 4.50 i" OD **Bracket:** 93mm

Application:

*OEM name's and their part numbers mean for replacement reference only

FORD, LINCOLN, MERCURY (Replacement)



AC-0046

FS10

Pulley: 6GV, 5.00 i" OD

Bracket: 93mm

Application:

FORD Mondeo



AC-0049

FS10

Pulley: 6GV, 5.00 i" OD

Bracket: 83mm

Application:

FORD Mondeo



AC-0047

FS10

Pulley: 8GV, 4.50 i" OD

Bracket: 93mm

Application:

FORD Mondeo



AC-0050

FS10

Pulley: 6GV, 126mm OD

Bracket: 83mm

Application:

FORD Mondeo



AC-0048

FS10

Pulley: 6GV, 126mm OD

Bracket: 83mm

Application:

FORD Mondeo



AC-0051

FS10

Pulley: 8GV, 4.50 i" OD

Bracket: 83mm

Application:

FORD Mondeo

FORD, LINCOLN, MERCURY (Replacement)




AC-0057

Application:

FOCUS





ZEXEL (Replacement)



AC-7004

TM-15HD

OEM: 500630-7830

Application:

Brand New



AC-7005

TM-16HS

OEM: 500630-9034

Application:

Brand New



AC-7006


TM-21HD

OEM: 500620-1550

Application:

Brand New

*OEM name's and their part numbers mean for replacement reference only



Pump Kit (Compressor W/O Clutch)



AC-2092-S

10PA15C

Application:
TOYOTA



Back Sensor Design

AC-2095-S

10PA17C

Application:
MERCEDES W124



AC-2093-S

10PA17C

Application:
CHRYSLER



AC-2096-S

10PA17K

Application:
1996-2000 CHRYSLER Town & Country Van
1993-95 DODGE Caravan
1996-2000 PLYMOUTH Voyager



AC-2094-S

10PA17C

Application:
MERCEDES



AC-2097-S


10PA17J

Application:
1996-2000 CHRYSLER Town & Country Van
1993-95 DODGE Caravan
1993-98 JEEP Grand Cherokee
1996-2000 PLYMOUTH Voyager

*OEM name's and their part numbers mean for replacement reference only

Pump Kit (Compressor W/O Clutch)

Bottom Sensor Design



AC-2098-S

10PA17C

Application:

TOYOTA



AC-20101-S

10PA17C

Application:

BMW E36 318I,318is

Bottom Sensor Design



AC-2099-S

10PA17C

Application:




AC-20103

10PA20H,R12

Application:

TOYOTA Lexus

Bottom Sensor Design



AC-20100-S

10PA15C

Application:



AC-20104

10PA20C,R134a

Application:

TOYOTA Lexus

Pump Kit (Compressor W/O Clutch)



AC-20107 10PA20C,R134a

Application:

TOYOTA Jeep



AC-20110 10PA20C,R12

Application:

Lexus



AC-20108 10PA20C

Application:

IVECO



AC-20111 10PA20C,R134a

Application:

Lexus



AC-20109 10PA20C,R12

Application:

TOYOTA Jeep



AC-20112 10PA20C,R134a

Application:

Lexus

*OEM name's and their part numbers mean for replacement reference only

Pump Kit (Compressor W/O Clutch)



AC-20113 10PA20C,R12

Application:
Lexus




AC-20116 10PA17C,R12

Application:
Camry 3.0



AC-20114 10PA17C,R134a

Application:
Camry



AC-20117 10PA17C,R12

Application:
TOYOTA Hiace



AC-20115 10PA17C,R134a

Application:
Camry 2.2



AC-20119 10PA17E,R12

Application:
TOYOTA Previa

Pump Kit (Compressor W/O Clutch)



AC-20120 10PA17E,R134a

Application:

TOYOTA Previa



AC-20123 10PA17C,R134a

Application:

HONDA Hiace, Pick up



AC-20121 10PA17C,R12

Application:

Camry 2.2



AC-20127 10PA15L,R134a

Application:

TOYOTA Jeep



AC-20122 R134a

Application:

mitsubishi Jeep



AC-20128 10PA15L,R134a

Application:

TOYOTA Previa

*OEM name's and their part numbers mean for replacement reference only

Pump Kit (Compressor W/O Clutch)



AC-20129

10PA17C

Application:

MITSUBISHI Jeep



AC-20133

10PA17C

Application:

MITSUBISHI Pajaro



AC-20131

R12

Application:

HONDA Accord




AC-20135

10S15C,R134a

Application:

TOYOTA Corona



AC-20132

10S20C R134a

Application:

HONDA Odyssey



AC-20136R

10PA17C,R134a

Application:

TOYOTA Avalon

Pump Kit (Compressor W/O Clutch)



AC-20137

10S17C

Application:

HONDA Accord 2.4




AC-20140

10S17C

Application:

TOYOTA
(Without Clutch)



AC-20138

10S15L

Application:

TOYOTA Altis



AC-20141

10S17C

Application:

MITSUBISHI
(Without Clutch)



AC-20139

10S17C

Application:

HONDA
(Without Clutch)




AC-20142

Application:

OEM: 88320-26450

*OEM name's and their part numbers mean for replacement reference only

Pump Kit (Compressor W/O Clutch)



AC-20145

10P13C

Application:
SUZUKI Vitara



AC-20148

10S17F,R134a

Application:
2001-2002 CHEVROLET Avalanche;
C,K Series Pickup



AC-20146

10PA15L, R134a

Application:
TOYOTA RAV4



AC-20149

10S20F,R134a

Application:
2001-2002 GMC



AC-20147

10PA15L

Clutch Sets: CS-2117
Application:
TOYOTA Tacoma; RAV4; T100



AC-20150

10S11C

Application:
SUZUKI Vitara 2.0

Pump Kit (Compressor W/O Clutch)



AC-20151

Application:

SUZUKI Grand Vitara



AC-20154

10S17C

Application:

2005 Cadillac



AC-20152

10S17C

Application:

NEON



AC-20155

10P15C

Application:



AC-20153

10S20C

Application:

2005 Cadillac



AC-20156

10P13

Application:

*OEM name's and their part numbers mean for replacement reference only

Pump Kit (Compressor W/O Clutch)



AC-20157

10P13

Application:

BMW



AC-20160

10S15C


Application:



AC-20158

10S15M


Application:



AC-20161

10S17C

Application:



AC-20159

10PA17C

Application:

PORSCHE 911



AC-20162

10S17C

Application:

TOYOTA Camry 2.0

Pump Kit (Compressor W/O Clutch)



AC-20163

10S15C, R134a

Application:

2001- TOYOTA Dyna



AC-20166

10S15C

Application:

TOYOTA Wish



AC-20164

10S15C

Application:



AC-20165

10S17C, R134a


Application:


mitsubishi Savrin



*OEM name's and their part numbers mean for replacement reference only

Pump Kit (Compressor W/O Clutch)





AC-20210

10S17C

Pulley:

Application:

Highlander



AC-20251

10S15C,12V

Pulley:

Application:



AC-20243

SC08C

Pulley:

Application:



AC-20252

10S20C

Pulley:

Application:



AC-20245

10S13C,R134a

Pulley:

Application:



AC-20253

10S17C

Pulley:

Application:

(Lift Trucks)



AC-20254

10S17C

Pulley:

Application:

(Lift Trucks)



AC-20258

10S17C,24V

Pulley:

Application:

(Lift Trucks)



AC-20256

6SEU16C

Pulley:

Application:

(JAPAN)



AC-20259

10S15C

Pulley: 6GV

Application:



AC-20256C

6SEU16C

Pulley:

Application:

(CHINA)



AC-20262

10S17C,24V

Pulley:

Application:


(Lift Trucks)



AC-20264

10S15M

Pulley:
Application:



AC-4047

7B10

Pulley:
Application:



AC-20271

6SEU16C

Pulley:
Application:



AC-4048

7H15,12V

Pulley:8GV
Application:



AC-20275

6SEU14C

Pulley:
Application:



AC-7007

SS96,CR10

Pulley:4GV
Application:
SEIK SEIKI, Calsonic



AC-7008

SS10LV2

Pulley:4GV

Application:

Suzuki Vitara



AC-B203

10P30C

Pulley:2GV

Application:



AC-B201

10P30B,12V

Pulley:2GV

Application:



AC-B202

SE10B30,24V

Pulley:2GV

Application: